



Middle Sub School Newsletter

May 2017

Dates to remember:

Wednesday 10th May

Mother's Day Pancake Breakfast

Friday 12th May

Curriculum Day

Sunday 21st May

School Working Bee 9am

Monday 22nd May

Resilience Project Parent Night

Tuesday 23rd May

Mums' Movie Night

Monday 12th June

Queen's Birthday Public Holiday

Term 2 has begun!

Welcome back to school for Term 2. We hope you all had a fantastic Easter holiday break.

Term 2 is very busy with Cross country, the excursion to the Immigration Museum and the Resilience Project.

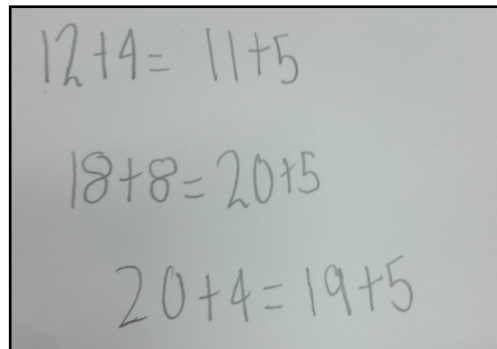
We hope you have all got your tickets to the Resilience Project which will be on the 22nd of May and is a fantastic opportunity to see our brand new audio visual system in the hall.

A big thank you and congratulations to all parents, staff and students who helped run our school fete in Term 1. The day was a huge success and it could not have been done without the assistance of the parents. Thank you!

Numeracy

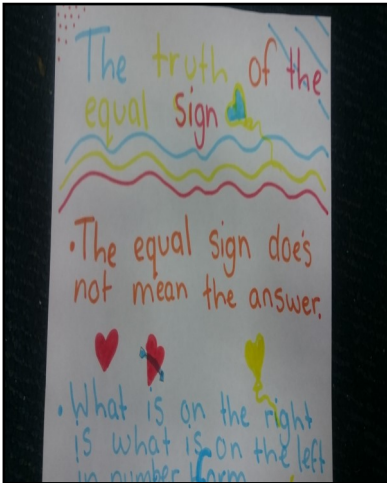
Students have begun Term 2 with addition and subtraction and are learning to solve problems using multiple methods of thinking including near doubles, partitioning, vertically and with the compensation strategy. Some students have made posters explaining the role of the equals symbol and how the values on both sides of the symbol must be equivalent.

Have a go at seeing which of the following statements are correct!




Writing

We started the term with the final week of our narrative unit before moving onto exposition writing. Some fantastic examples of the narratives from throughout the school can be found in the main corridor between room 3 and 5. As part of this writing wall, you will be able to see the entire writing process that students have gone through from plan, draft and published piece as well as the proficient scale so students are able to self-monitor their writing and understand what they have achieved and what they can include next time to



Equals sign poster example





Middle Sub School Newsletter

May 2017

Reading

In reading, we have been looking at the main ideas of texts.

The main idea of a passage is often stated in a sentence within the passage. It helps readers understand the most important idea about what is being read. The other sentences of the passage include pieces of information that tell more about the most important idea. These are called the supporting details.

How can you help your child at home:

1. When reading with your child, stop frequently and ask your child what they think the selection is about. Then, ask your child to give you one detail to support their thought.
2. Remind your child that readers may think differently about what the author's main point is in the text. When a reader decides what they believe is the main idea, evidence from the text must be given as support. Model this process for your child, thinking aloud as you go and supporting your finding with detail from the text.
3. Give your child an opportunity to practise this strategy and ask your child what they think the text is about, what is the most important idea and did they find the main idea written in the passage or did they infer it?

Inquiry Topic

This term our integrated unit is about the First Fleet and immigration to Australia. This was also our focus throughout our excursion to the Immigration Museum. We have found that the people in the First Fleet had it pretty rough and were living under some terrible conditions!

Play Is The Way

The start of this term has focused on 'treating others as you would like them to treat you' and this has been shown throughout the various games that we have played this term. This focus will continue until week 4 where we will focus on 'Be brave—Participate to progress'

Paula Baker, Di Schmidt, John Shiell, Donna Tesone, Gemma Hayes and Marianna Caffyn



Play Is The Way



Daily 5 rotations